








Comparing Glynn Johnson Overhead Holders / Stops

 <p>70</p>	<p>Heavy-duty, stainless bar, surface mounted.</p>
 <p>79</p>	<p>Same as 70 but extra heavy duty.</p>
 <p>81</p>	<p>Double lever arm, heavy duty, surface mounted.</p>
 <p>90</p>	<p>Track mounted arm, heavy duty, surface mounted.</p>
 <p>450</p>	<p>Same as 90 but medium duty.</p>
 <p>100</p>	<p>Track mounted arm, heavy duty, concealed.</p>
 <p>410</p>	<p>Same as 100 but medium duty.</p>